SpaßLernFabrik

Arbeitsblatt zum Video „Die Zahlenhäuser"

Name: _____

Datum: _____

Wie viele blaue, wie viele gelbe? ★★★

Die Dachzahl sagt, wie viele Plättchen es zusammen sind. Zähle die blauen und die gelben Plättchen und schreibe sie ins Stockwerk.

So geht's:

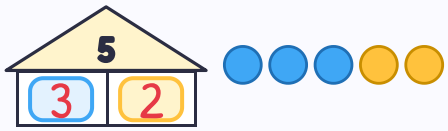

1

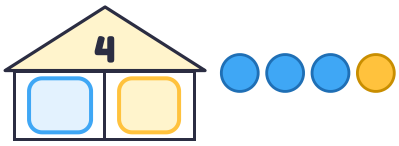

2

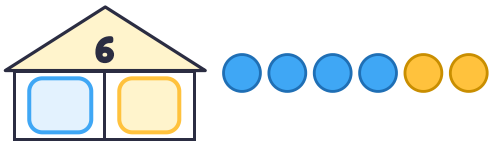

3

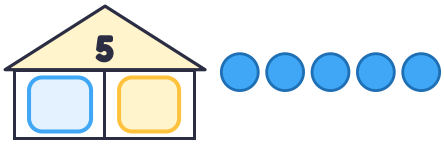

4

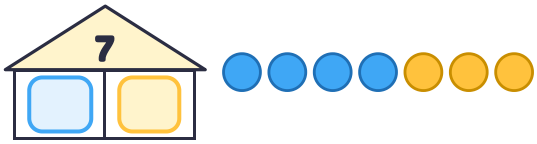

5

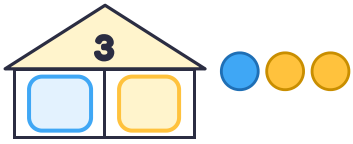

6



7

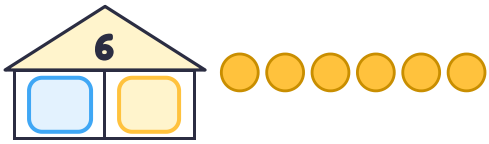

8



So ging es mir: ☺ 😐 ☹

SpaßLernFabrik

Arbeitsblatt zum Video „Die Zahlenhäuser"

Name: _____

Datum: _____

Baue das ganze Zahlenhaus ★★☆

Fang oben mit der Dachzahl und der 0 an. Dann: links 1 weniger, rechts 1 mehr. Fertig bist du, wenn rechts die Dachzahl steht.

So geht's:

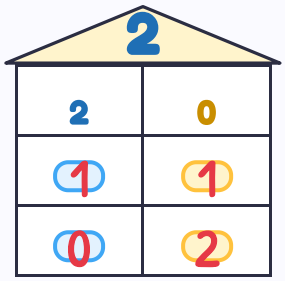

1

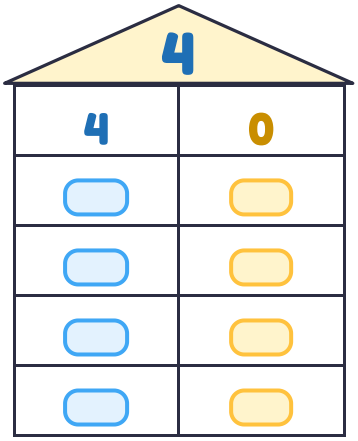

2

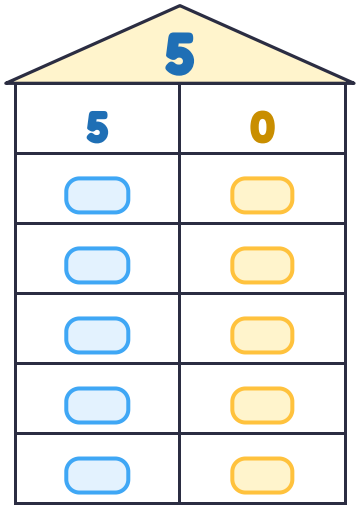

3

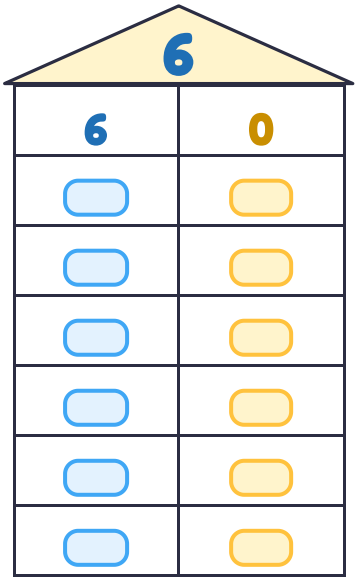

4

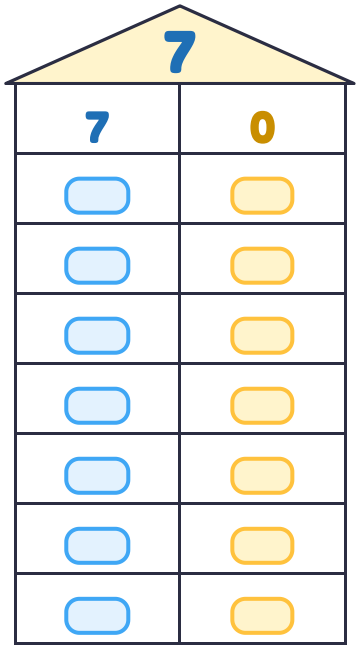

So ging es mir: ☺ 😐 ☹

SpaßLernFabrik
Arbeitsblatt zum Video „Die Zahlenhäuser"

Name: _____

Datum: _____

Durcheinander-Häuser ★★★

Hier sind die Stockwerke durcheinander. Frag dich: Wie viele fehlen bis zur Dachzahl?

So geht's:

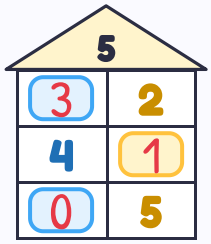

1

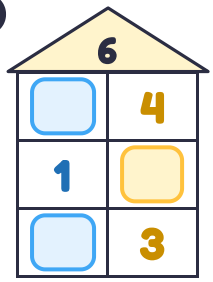

2

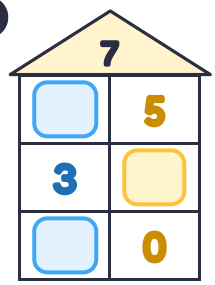

3



4

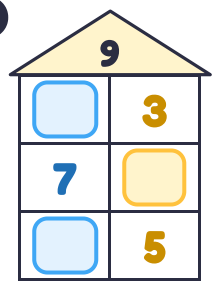

5

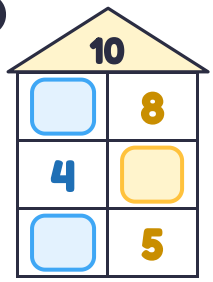

6



7

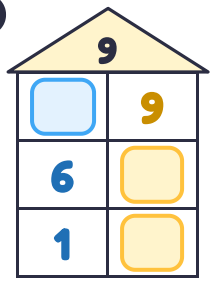

8



So ging es mir: ☺ 😐 ☹

SpaßLernFabrik
Arbeitsblatt zum Video „Die Zahlenhäuser"

Name: _____

Datum: _____

Lösungen · Wie viele blaue, wie viele gelbe? ★★★

Die Dachzahl sagt, wie viele Plättchen es zusammen sind. Zähle die blauen und die gelben Plättchen und schreibe sie ins Stockwerk.

So geht's:

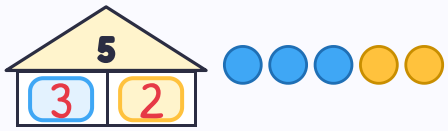

1

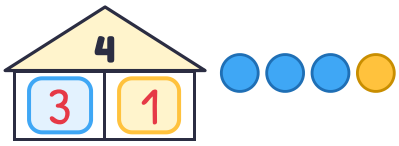

2

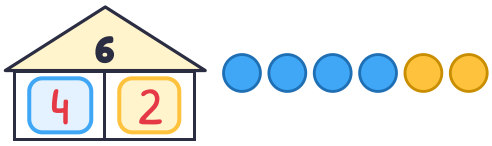

3

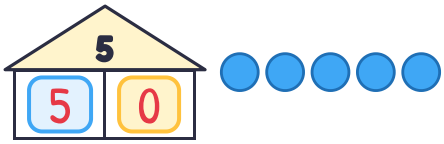

4

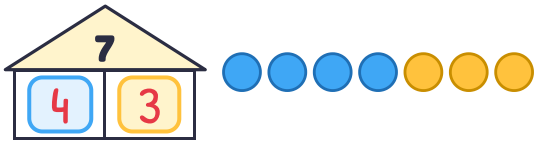

5



6



7

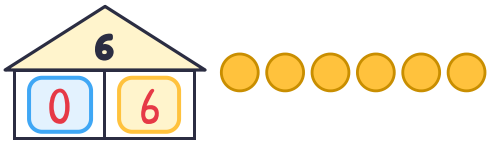

8



So ging es mir: ☺ 😐 ☹

SpaßLernFabrik

Arbeitsblatt zum Video „Die Zahlenhäuser"

Name: _____

Datum: _____

Lösungen · Baue das ganze Zahlenhaus ★★☆

Fang oben mit der Dachzahl und der 0 an. Dann: links 1 weniger, rechts 1 mehr. Fertig bist du, wenn rechts die Dachzahl steht.

So geht's:

2	
2	0
1	1
0	2

1

4	
4	0
3	1
2	2
1	3
0	4

2

5	
5	0
4	1
3	2
2	3
1	4
0	5

3

6	
6	0
5	1
4	2
3	3
2	4
1	5
0	6

4

7	
7	0
6	1
5	2
4	3
3	4
2	5
1	6
0	7

So ging es mir: ☺ 😐 ☹

SpaßLernFabrik
Arbeitsblatt zum Video „Die Zahlenhäuser"

Name: _____

Datum: _____

Lösungen · Durcheinander-Häuser ★★★

Hier sind die Stockwerke durcheinander. Frag dich: Wie viele fehlen bis zur Dachzahl?

So geht's:

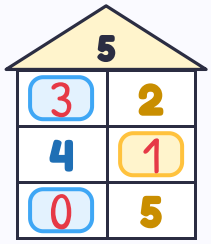

1

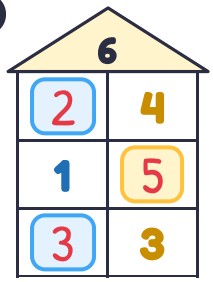

2

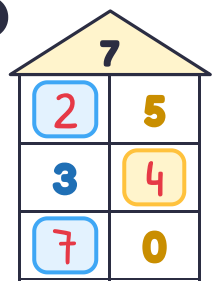

3



4

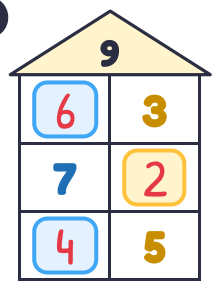

5

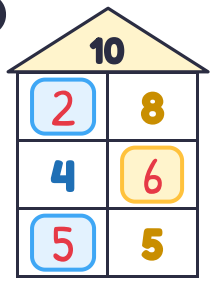

6



7

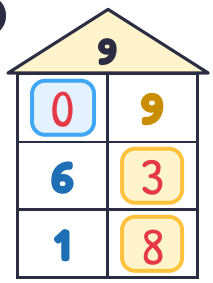

8



So ging es mir: ☺ 😐 ☹